



The Price Sheet

Market Price Trends as of December 15, 2003

| MONTHLY ROLLING AVERAGE \$ (2003) | | | | | | | | | | | | |
|-----------------------------------|------------|------------|------------|------------|------------|------------|------------|------------|------------|------------|------------|------------|
| MATERIALS | Jan | Feb | Mar | Apr | May | Jun | Jul | Aug | Sep | Oct | Nov | Dec |
| Aluminum Cans | 1820 | 1829 | 1796 | 1693 | 1601 | 1565 | 1449 | 1559 | 1495 | 1513 | 1556 | 1546 |
| Steel Cans | 79 | 80 | 76 | 75 | 64 | 65 | 64 | 75 | 76 | 76 | 86 | 99 |
| Glass (clear) | 28 | 28 | 34 | 34 | 34 | 34 | 34 | 34 | 34 | 36 | 39 | 39 |
| Glass (coloured) | (15) | (15) | (15) | (17) | (17) | (17) | (17) | (17) | (17) | (17) | (17) | (17) |
| Glass (3 coloured) | (15) | (15) | (15) | (20) | (20) | (20) | (20) | (20) | (20) | (20) | (20) | (20) |
| PET | 189 | 194 | 205 | 216 | 258 | 259 | 252 | 290 | 323 | 358 | 380 | 411 |
| HDPE (mixed) | 259 | 253 | 309 | 338 | 358 | 407 | 397 | 391 | 392 | 403 | 428 | 431 |
| Plastic Tubs & Lids | 0 | 0 | 0 | 0 | 0 | 0 | 0 | 0 | 22 | 32 | 42 | 43 |
| Film Plastic | 0 | 0 | 0 | 0 | 0 | 0 | 0 | 0 | 18 | 27 | 33 | 20 |
| Polystyrene | 75 | 75 | 75 | 75 | 75 | 75 | 75 | 75 | 75 | 75 | 75 | 75 |
| ONP (#8) | 104 | 104 | 113 | 111 | 91 | 95 | 89 | 92 | 97 | 101 | 94 | 94 |
| OCC | 85 | 82 | 101 | 105 | 105 | 91 | 84 | 89 | 89 | 80 | 80 | 76 |
| OBB/OCC (Hard Pack) | 49 | 52 | 76 | 70 | 70 | 68 | 64 | 63 | 64 | 60 | 55 | 50 |
| Boxboard (OBB) | | | | | | | | | | | 44 | 41 |
| Polycoat Containers | 60 | 60 | 60 | 60 | 60 | 65 | 66 | 65 | 68 | 67 | 67 | 66 |
| Composite Index* | 117 | 117 | 125 | 122 | 116 | 110 | 103 | 108 | 111 | 113 | 111 | 112 |

*The Composite Index calculation will be revised in January 2004 to reflect updated municipal recycling program tonnage data. Boxboard, which was added to The Price Sheet in November is not included in the current Composite Index. It will be included when the Composite Index is revised.

| YEARLY AVERAGE \$ (1991 to 2003) | | | | | | | | | | | | | |
|----------------------------------|------|------|------|------|------|------|------|------|------|------|------|------|------|
| MATERIALS | 1991 | 1992 | 1993 | 1994 | 1995 | 1996 | 1997 | 1998 | 1999 | 2000 | 2001 | 2002 | 2003 |
| Aluminum Cans | 866 | 838 | 758 | 1731 | 2045 | 2045 | 1827 | 1595 | 1608 | 1893 | 1700 | 1709 | 1619 |
| Steel Cans | | | | | | | | | | 52 | 26 | 47 | 76 |
| Glass (clear) | 47 | 47 | 47 | 47 | 48 | 47 | 47 | 49 | 50 | 50 | 31 | 29 | 34 |
| Glass (coloured) | 44 | 44 | 44 | 44 | 44 | 42 | 39 | 27 | 24 | 24 | (11) | (18) | (17) |
| Glass (3 coloured) | | | | | | 0 | (4) | (25) | (20) | (15) | (15) | (15) | (19) |
| PET | 220 | 141 | 141 | 181 | 650 | 650 | 155 | 300 | 144 | 326 | 324 | 166 | 278 |
| HDPE (mixed) | 90 | 90 | 90 | 259 | 345 | 356 | 447 | 226 | 211 | 373 | 257 | 233 | 364 |
| Plastic Tubs & Lids | | | | | 100 | 100 | 76 | 66 | 3 | 5 | 5 | 0 | 12 |
| Film Plastic | 0 | 28 | 40 | 40 | 40 | 40 | (4) | (5) | (12) | 7 | 26 | 0 | 8 |
| Polystyrene | | | | 88 | 110 | 125 | 125 | 125 | 125 | 125 | 125 | 75 | 75 |
| ONP (#8) | 15 | 28 | 28 | 80 | 214 | 159 | 31 | 48 | 76 | 118 | 76 | 100 | 99 |
| OCC | 28 | 28 | 30 | 94 | 159 | 214 | 97 | 73 | 99 | 112 | 55 | 106 | 89 |
| OBB/OCC (Hard Pack) | 20 | 20 | 20 | 38 | 159 | 120 | 5 | 17 | 20 | 65 | 38 | 63 | 62 |
| Boxboard (OBB) | | | | | | | | | | | | | 43 |
| Polycoat Containers | | | | | 189 | 198 | 99 | 26 | 24 | 83 | 57 | 58 | 64 |

☐ Indicates FOB the municipality

☐ Indicates delivery to mill or industry

Notes:

- 1) Market prices are for baled materials (except glass) and are reported in Canadian \$ per metric tonne.
- 2) The market prices are based on an amalgamation of data from a network of contacts and, as such, do not reflect actual market prices being paid for residential material across Ontario.
- 3) The CSR Composite Index is calculated using a provincial average of multi-material program composition (effective January 2000, the index reflects broker's prices for steel). Details available upon request.

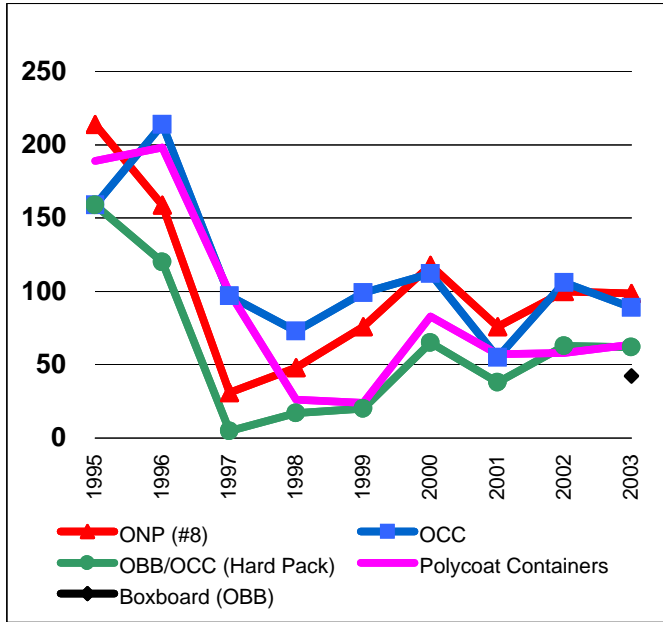
For more information: Beverly Stone at 647-777-3363 or email: stone@csr.org
 CSR, 26 Wellington Street East, Suite 601, Toronto, Ontario M5E 1S2
 website: www.csr.org Toll-Free: 888-277-2762, Ext. 3363



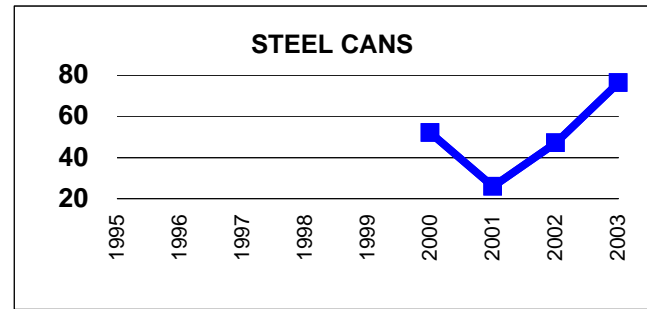
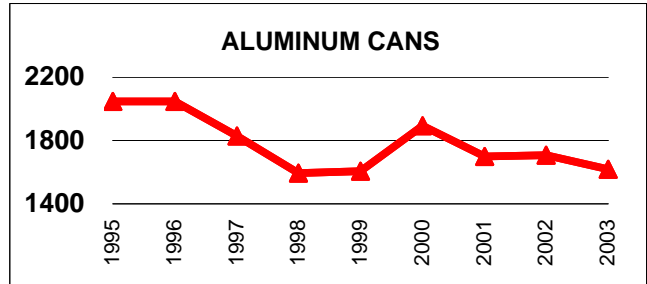
The Price Sheet

Historical Averages (CDN \$ /MT)

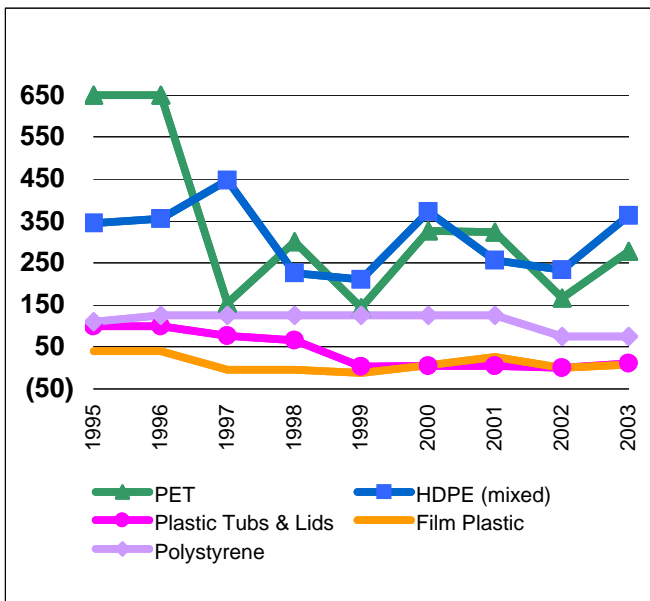
FIBRE



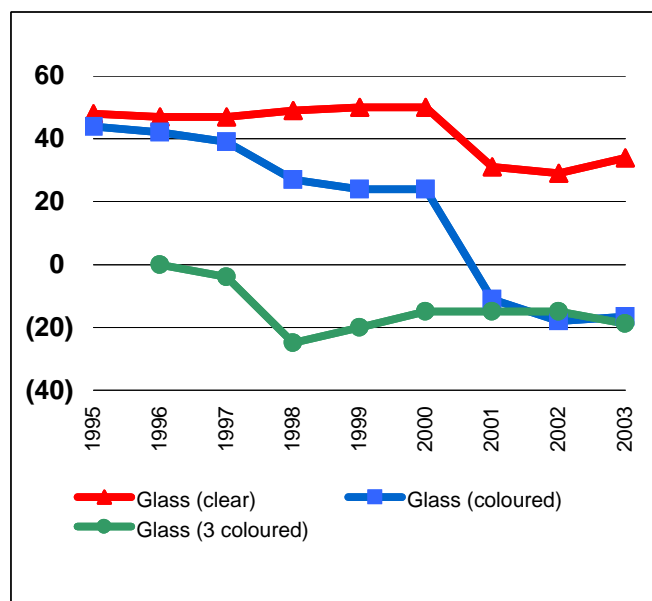
METAL



PLASTIC



GLASS



GRAPHS PRODUCED FROM YEARLY AVERAGE TABLE (page 1)



The Price Sheet

National Market Prices as of December 15, 2003

| MATERIALS | Spot Market Prices (Canadian \$/Metric Tonne) | | | | | | | | | | | |
|---------------------------------|---|--------|--------|--------|-------------------|--------|-------|--------|----------------|--------|--------|--------|
| | Western Canada | | | | Central (Ontario) | | | | Eastern Canada | | | |
| | Q1 | Q2 | Q3 | Q4 | Q1 | Q2 | Q3 | Q4 | Q1 | Q2 | Q3 | Q4 |
| | Mar 03 | Jun 03 | Sep 03 | Dec 04 | Mar 03 | Jun 03 | Sep03 | Dec 04 | Mar 03 | Jun 03 | Sep 03 | Dec 04 |
| Aluminum Cans | 1673 | 1451 | 1400 | 1471 | 1796 | 1565 | 1556 | 1546 | 1747 | 1549 | 1546 | 1557 |
| Steel Cans | 23 | 23 | 23 | 23 | 76 | 65 | 86 | 99 | 32 | 31 | 32 | 40 |
| Glass (clear/flint) | 10 | 10 | 10 | 10 | 34 | 34 | 39 | 39 | 15 | 15 | 15 | 15 |
| Glass (coloured/green) | n/a | n/a | n/a | n/a | (15) | (17) | (17) | (17) | 15 | 0 | 0 | 0 |
| Glass (3 coloured/mixed) | n/a | n/a | n/a | n/a | (15) | (20) | (20) | (20) | 30 | n/a | n/a | n/a |
| PET (mixed) | 264 | 264 | 400 | 400 | 205 | 259 | 380 | 411 | 264 | 264 | 400 | 409 |
| HDPE (mixed) | 198 | 212 | 282 | 282 | 309 | 407 | 428 | 431 | 198 | 212 | 385 | 385 |
| HDPE (natural) | 348 | 369 | 404 | 447 | n/a | n/a | n/a | n/a | 445 | 432 | 492 | 492 |
| ONP (#8) | 98 | 89 | 89 | 89 | 113 | 95 | 94 | 94 | 106 | 94 | 100 | 100 |
| ONP (#6) | n/a | n/a | n/a | 81 | n/a | n/a | n/a | n/a | 77 | 72 | 77 | 71 |
| OCC | 100 | 110 | 100 | 135 | 113 | 91 | 80 | 76 | 101 | 92 | 94 | 90 |
| Residential (soft) mix - note 4 | 84 | 68 | 60 | 60 | 76 | 68 | 55 | 50 | 61 | 60 | 60 | 60 |
| Polycoat Containers | n/a | n/a | n/a | n/a | 60 | 65 | 67 | 66 | 19 | 17 | 17 | 17 |
| Asceptic Containers | n/a | n/a | n/a | n/a | n/a | n/a | n/a | n/a | 55 | 55 | 55 | 55 |

Indicates FOB the municipality

Indicates delivery to mill or industry

Notes:

- 1) Average market prices are given in Canadian \$ per metric tonne.
- 2) The market prices are based on an amalgamation of data from a network of contacts and, as such, do not reflect actual market prices being paid for residential material across Canada.
- 3) Western Canada: BC, Alberta, Saskatchewan, Manitoba. Central Canada: Ontario. Eastern Canada: Quebec, PEI, Nova Scotia, New Brunswick, Newfoundland
- 4) Pricing for Central Canada (Ontario) is for OBB/OCC hard pack.

26 Wellington Street East, Suite 601, Toronto, Ontario M5E 1S2

Tel: 416-594-3456, Ext. 230

Fax: 416-594-3463

Toll-Free: 888-277-2762

Email: stone@csr.org

Website: www.csr.org